

# MotorGuide® REPAIR PARTS

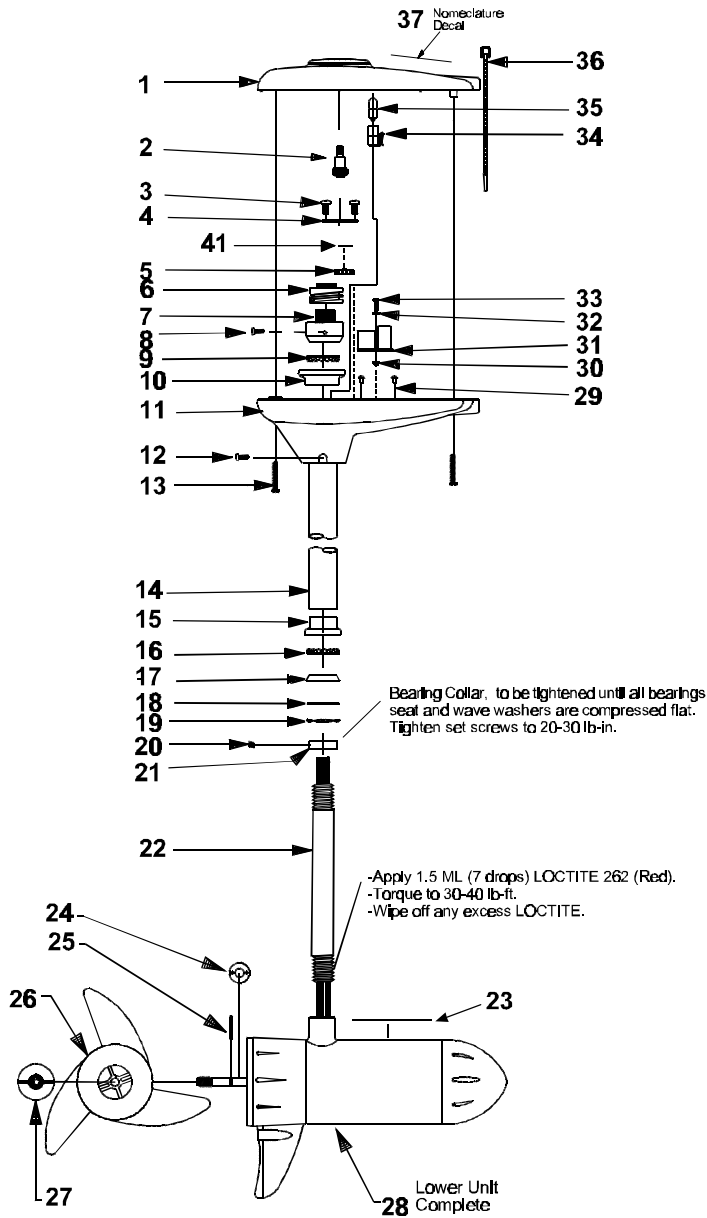
**Model:**  
**TE109V**

**SPECIFICATIONS:**

Year of Intro 2001  
 Thrust 109LBS  
 Volts 36VDC  
 Amp Draw 0 to 48amps  
 Mount Gator II Bow  
 Speeds Variable

**PARTS ORDERING & TECH ASSISTANCE**

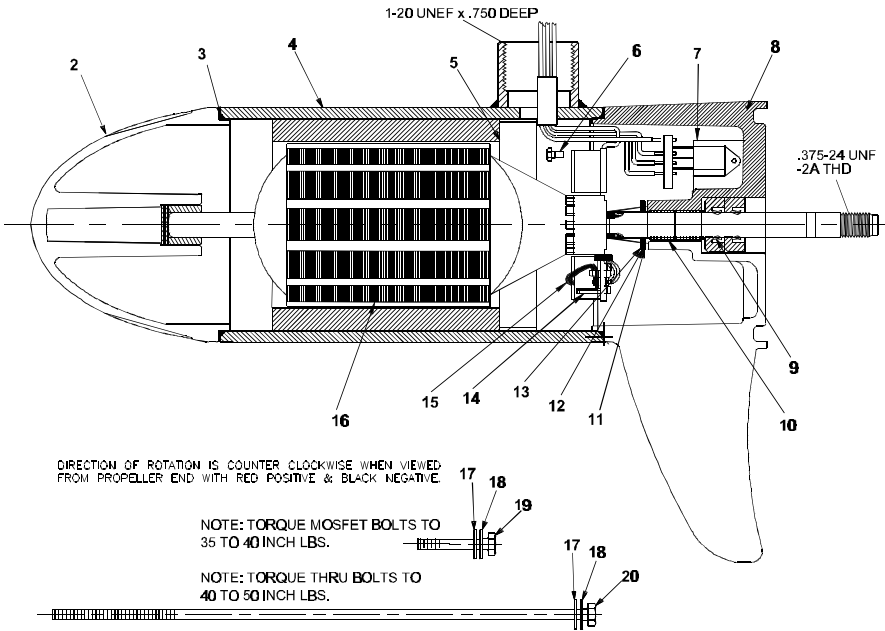
MotorGuide Consumer Relations  
 Phone 918-266-8398  
 Fax 800-982-8093



KEY	DESCRIPTION	PART #	KEY	DESCRIPTION	PART #
1	TOP HOUSING COVER ASY	AF053-16	26	PROP	AF124-11
2	INDICATOR GEAR	AF069-02	27	PROP NUT	AR099-01
3	SCREW SS	BK136-02	28	LOWER UNIT	XF397-02
4	BRACKET ASY	AF3155-01	29	STEM BUMPER	FM023-01
5	IDLER GEAR	AF069-03	30	WASHER	FM171-02
6	CABLE DRUM	FM067-01	31	36 VOLT DURA AMP BOARD	AF157-02
7	DRUM COUPLING	FM064-02	32	WASHER #4	FM098-01
8	SCREW 0133-20	FM133-01	33	4x5/16 SELF TAPPING SCREW	XT141-01
9	BEARING	FM005-01	34	LAMP HOLDER ASY	AF394-01
10	RETAINER/BEARING CUP	FM007-01	35	LAMP	AF093-01
11	TOP HOUSING BASE	AF004-11	36	CABLE TIE	AF030-01
12	1/8 X 3/8 RIVET	LF111-03	37	NOMENCLATURE	AP056-20
13	SCREW #10X24X.75	AF141-02			
14	OUTER TUBE	AF165-06			
15	RETAINER/BEARING CUP	FM007-01			
16	BEARING	FM005-01			
17	BEARING RACE	AF006-03			
18	O RING	AF063-01			
19	WAVE SPRING WASHER	AF171-01			
20	CONE SET SCREW	AF143-01			
21	BEARING COLLAR	XF006-01			
22	COLUMN 42"	FM049-05			
	COLUMN 50"	FM049-08			
23	DECAL	AF060-05			
24	MONOFILAMENT WASHER	AR175-01			
25	PROP PIN	BR102-02			

# LOWER UNIT BREAKDOWN

Model:  
**TE109V**

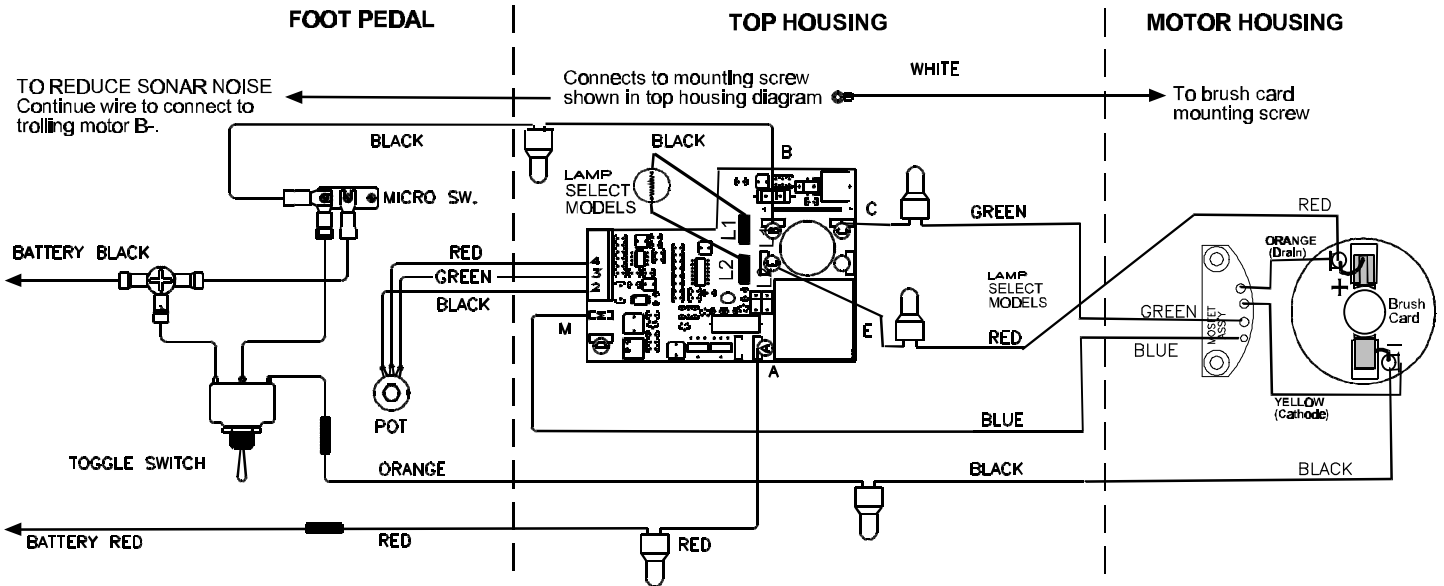
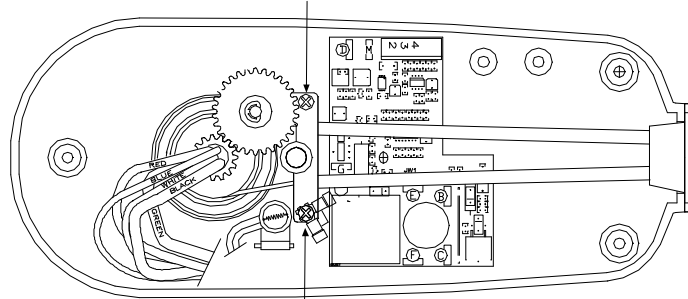


KEY	QTY	DESCRIPTION	PART NO.
1	X	MOTOR	XF397-02
2	1	NOSE CAP	XF3212-01
3	2	O RING SEAL	MR217-01
4	1	HOUSING ASY	XF3210-01
5	1	RETAINER	JF233-01
6	2	BRUSH CARD SCREW	MR228-01
7	1	DURA AMP MODULE	JF096-10
8	1	COMM CAP	XF3205-01
9	2	SHAFT SEAL	MR223-01
10	1	BEARING	MR206-01
11	1	NYLATRON WASHER	MR226-01
12	1	WASHER	MR227-01
13	1	E RING	MR219-02
14	2	BRUSH SPRINGS	XF214-01
15	1	BRUSH ASY LESS SPRING	XF3201-01
16	1	ARMATURE	XF3207-01
17	4	STATIC SEAL	MR222-01
18	4	THRU BOLT WASHER	MR216-01
19	2	DURA AMP SCREW	MR229-04
20	2	THRU BOLT	MR218-18

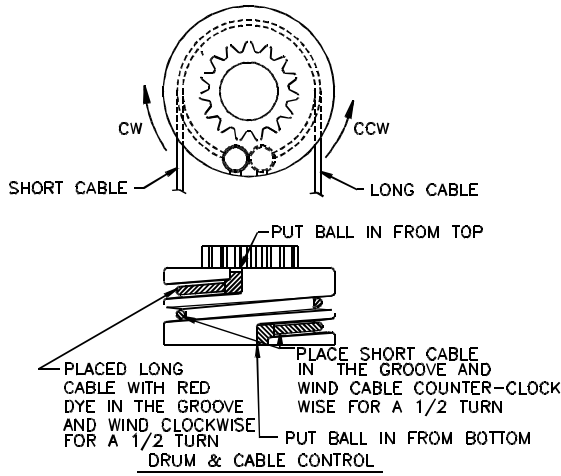
## WIRING

SUBJECT TO DAMAGE BY STATIC ELECTRICITY ASSEMBLE AT STATIC FREE WORK STATION!

**GEAR ADJUSTMENT**  
 LOOSLY INSTALL TWO MOUNTING SCREWS ADJUST BRACKET/GEAR ASSY FOR BEST TOOTH ENGAGEMENT TORQUE BOTH MOUNTING SCREWS TO 15-20 IN/LB



# (BLACK) TOUR EDITION VARIABLE SPEED PEDAL ASSY



NOTE: APPLY CABLE TO DRUM CONTROL BEFORE PUSHING THE DRUM CONTROL ON THE DRUM COUPLING

ITEM #	DESCRIPTION	PART #
1	SCREW	FM133-04
2	PULLEY	PM121-01
3	PIVOT-PULLEY	PM122-01
4	NUT-.312-24 SS	PM098-02
5	SPRING COMPRESSION	PM014-01
6	E RING	BK046-01
7	PIN - FOOT PEDAL	PM102-01
8	THOMPSON BUSHING	AP020-01
9	CABLE CLAMP	AP036-01
10	SCREW 10-32X.38PH	FM133-03
11	TERMINAL BLOCK	PM187-01
12	PEDAL BASE	PM003-01
13	CABLE TIE	AF030-01
14	MICRO SWITCH	AP151-01
15	6-32 NUT SS	SP098-02
16	SCREW #6X32X1.12	PM135-01
17	TOGGLE SWITCH	PM3153-01
18	SWITCH BOOT	FP177-01
19	POTENTIOMETER	AP168-01
20	NUT PUSH ON	PM046-01
21	ROTARY KNOB VARIABLE	PM082-01
22	FOOT PEDAL	PM101-03
23	DECAL	PM057-03
24	COVER, SWITCH	PM026-01
25	MICRO SWITCH BOOT	KP157-01
26	PAD, FOOT PLATE	PM054-01
27	BATTERY CABLE	PM328-02
28	GROMMET	AP071-01
29	STEERING CABLE SHORT FOR 60"	PM027-01
30	STEERING CABLE LONG FOR 60"	PM027-02
31	STEERING CABLE SHORT FOR 72"	PM027-03
32	STEERING CABLE LONG FOR 72"	PM027-04
	10-12 FLAG TERMINAL	BR161-01
	INSULATOR SLEEVE	AT080-01

