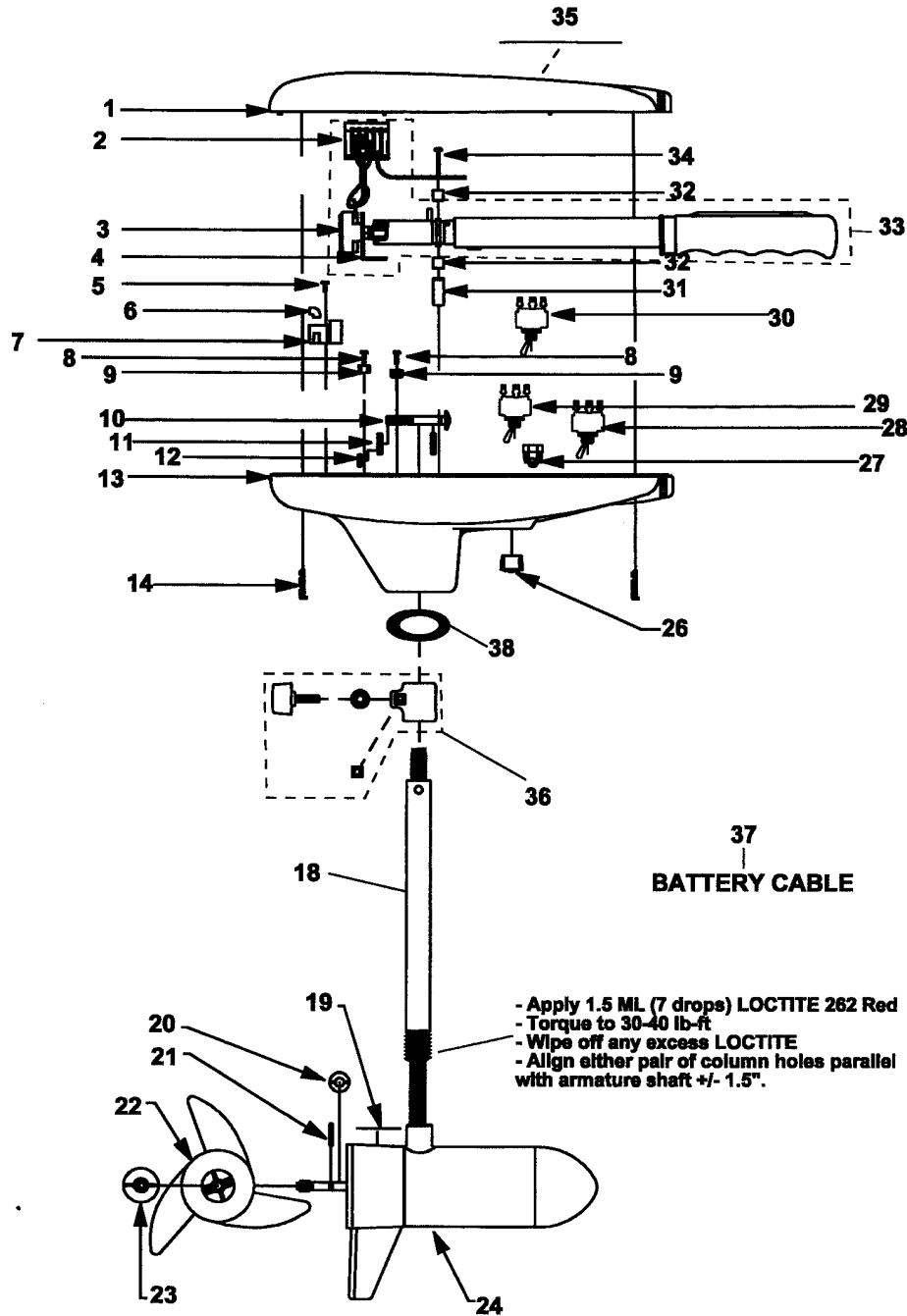


MotorGuide® REPAIR PARTS

Model:
567V



SPECIFICATIONS:

Year of Intro	1998
Thrust	67 LBS
Volts	24VDC
Amp Draw	0 to 33 amps
Mount	20 Bow
Speeds	Variable

QUICK REFERENCE PARTS GUIDE:

FOR/REV Switch	FP153-06
DA Board	JF157-02
MOSFET	JF096-07
Motor Seal Kit	6220

PARTS ORDERING & TECH ASSISTANCE

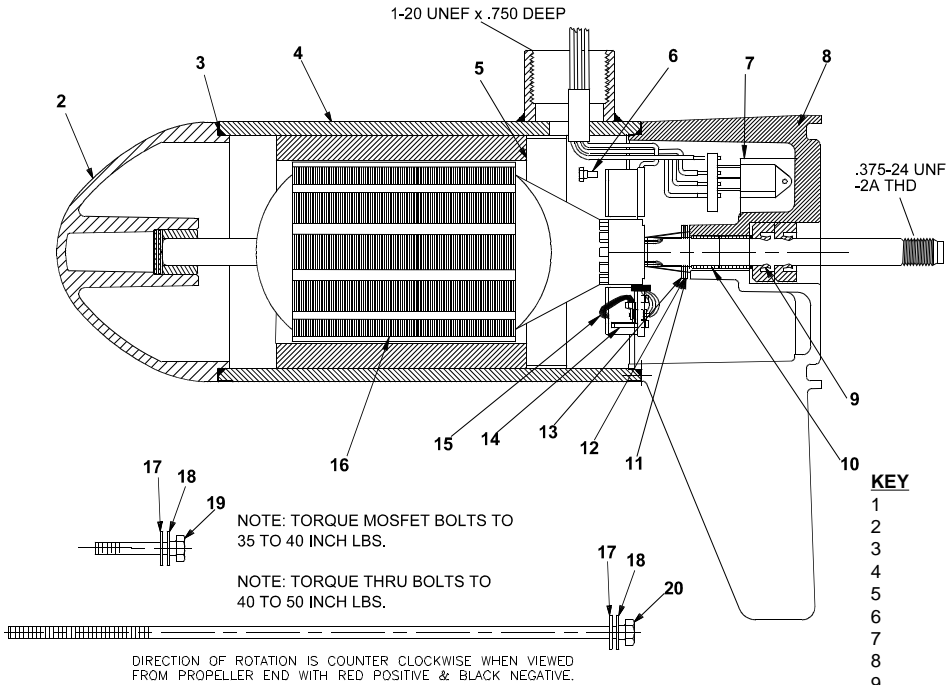
MotorGuide Consumer Relations
Phone 918-831-6989
Fax 800-982-8093

Returned Goods must be accompanied with a Returned Goods Authorization. Contact MotorGuide Consumer Relations to obtain RGA.

KEY	DESCRIPTION	PART #	KEY	DESCRIPTION	PART #
1	TOP HOUSING COVER BLACK	AT053-18	19	LOWER UNIT DECAL	ET060-04
	TOP HOUSING COVER WHITE	AT053-17	20	MONOFILAMENT WASHER	AR175-01
2	AMP CONNECTOR	AP029-01	21	PROP DRIVE PIN	BR102-01
3	POTENTIOMETER	AP168-02	22	PROP/2 BLADE	AF124-07
4	POT BRACKET	AT155-03	23	PROP NUT	AR099-01
5	SELF TAPPING SCREW	AF141-01	24	H/O MOTOR	UF397-01
6	INSULATING SLEEVE	AT080-01	25	DEPTH ADJUSTMENT COLLAR	AR051-01
7	24 VOLT DURA AMP BOARD	JF157-02	26	HOLE PLUG	FP021-03
8	#10 X 1/2" SCREW	GR133-01	27	GROMMET	GR019-03
9	TERMINAL BLOCK	FT160-01	28	TOGGLE SWITCH 3 POSITIONS	FP153-05
10	BOLT	TT134-01	29	FWD/REV SWITCH 2 POSITIONS	FP153-06
11	CURVED WASHER	TT171-04	30	Not applicable	
12	NYLON LOCK NUT	XT098-02	31	WIRE BRACKET	AT155-04
13	T/H BASE WHITE	AR004-14	32	RETAINER CLAMP	AR036-01
	T/H BASE WHITE	AR004-13	33	HANDLE ASY	AT372-03
14	SCREW #8 X 1"	LF141-04	34	8 X 1-3/8 SCREW	AR133-01
15	BAR KNOB DEPTH ADJUSTMENT	AR082-02	35	NOMENCLATURE	JT056-06
16	COLUMN CLAMP WASHER	AR171-01	36	DEPTH COLLAR ASY	AR158-01
17	COLUMN SUPPORT NUT	FR098-01	37	BATTERY CABLE	BT328-03
18	COLUMN 42"	FR049-15	38	COLUMN SEAL	AT079-01
	50" SS H/O COLUMN	FR049-13			

LOWER UNIT BREAKDOWN

Model:
567V



NOTE: TORQUE MOSFET BOLTS TO 35 TO 40 INCH LBS.

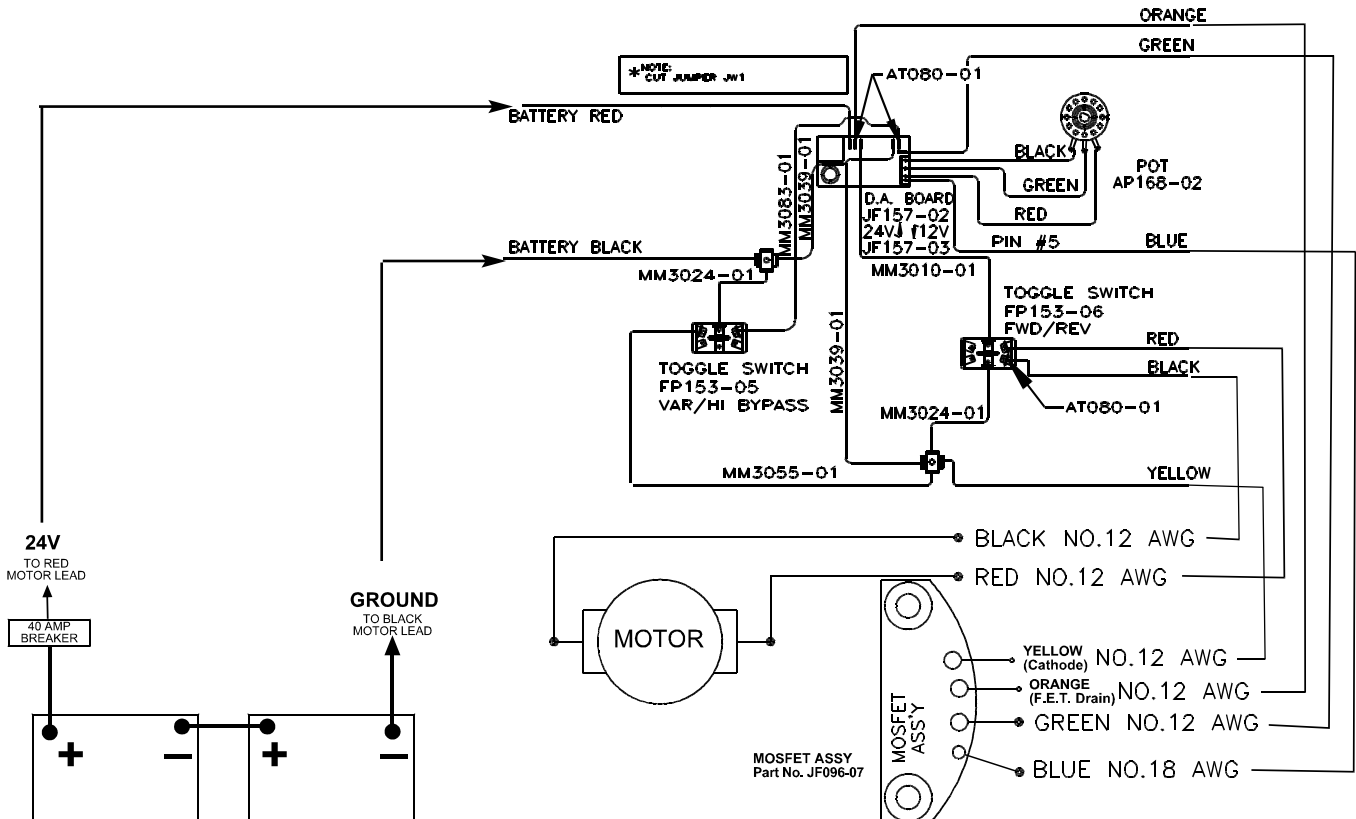
NOTE: TORQUE THRU BOLTS TO 40 TO 50 INCH LBS.

DIRECTION OF ROTATION IS COUNTER CLOCKWISE WHEN VIEWED FROM PROPELLER END WITH RED POSITIVE & BLACK NEGATIVE.

KEY	QTY	DESCRIPTION	PART NO.
1	X	MOTOR	UF397-01
2	1	NOSE CAP	JF3212-01
3	2	O RING SEAL	MR217-01
4	1	HOUSING ASY	UF3210-01
5	1	RETAINER	JF233-01
6	2	BRUSH CARD SCREW	MR228-01
7	1	DURA AMP MODULE	JF096-07
8	1	COMM CAP	UF3205-01
9	2	SHAFT SEAL	MR223-01
10	1	BEARING	MR206-01
11	1	NYLATRON WASHER	MR226-01
12	1	WASHER	MR227-01
13	1	E RING	MR219-02
14	2	BRUSH SPRINGS	MR214-02
15	1	BRUSH ASY LESS SPRING	UF3201-02
16	1	ARMATURE	UF3207-01
17	4	STATIC SEAL	MR222-01
18	4	THRU BOLT WASHER	MR216-01
19	2	DURA AMP SCREW	MR229-01
20	2	THRU BOLT	MR218-02

WIRING

12V OR 24V D.A. WIRING DIAGRAM



SUBJECT TO DAMAGE BY STATIC ELECTRICITY
 ASSEMBLE AT STATIC FREE WORK STATION!